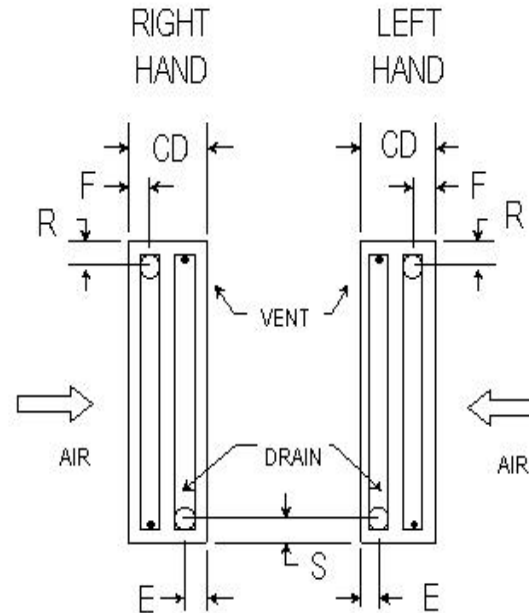
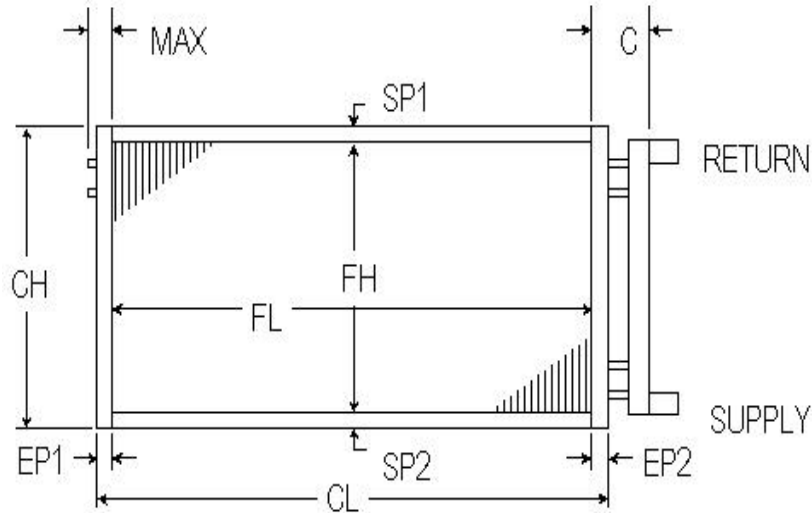
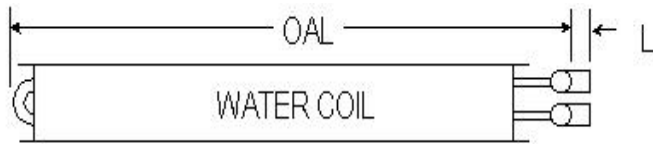


# Water Coils



ROWS AVAILABLE	1	2	3	4	5
	6	8	10	12	
FPI AVAILABLE	6	7	8	9	10
	11	12	13	14	
TUBES OD & Wall Thickness COPPER ONLY	5/8	.020		.025	
		.035		.049	
	1/2	.016			
FINS Material & Thickness	ALUM.	.006		.010	
	COPPER	.006			
CASING	16 GA. GALV. STEEL				
	16 GA. STAINLESS STEEL				
HEADERS COPPER ONLY	5/8	7/8	1 1/8		
	1 3/8	1 5/8	2 1/8		
	2 5/8	3 1/8			

## DIMENSIONAL DATA IN INCHES

SUPPLY RETURN

CONNECTION SIZES  
MPT SWEAT FPT

ITEM	QTY	ROWS	FPI	SP1	FH	SP2	CH	EP1	FL	EP2	CL	MAX	C	OAL	L	CD	S	E	R	F	SUPPLY	RETURN	CU
																							STL

P.O. #								CUSTOMER														
W.O. #								MODEL NO.														
APPROVED BY								TAG:														
DATE								NOTES														



Right Fit. Right Now.

Performance Data	CFM		EDB/EWB		LDB/LWB		CAPACITY		EWT		LWT		GPM	
------------------	-----	--	---------	--	---------	--	----------	--	-----	--	-----	--	-----	--